



March 2024

Vol. X #3

Digital Forum Newsletter

Wisconsin Area Camera Clubs Organization

Wisconsin Print Circuit 2022-23



1st Place – Color Print

Down The Hatch

By Roger Crill

Menomonee Falls Camera Club

www.wicameraclubs.org

CALENDAR - 2024

Saturday – March 2, 2024

**Seminar with Steve Gettle
9 am to 1 pm Central time**

See page 9 for more info

Saturday – May 4, 2024

9 AM – 11 AM

Delegates Meeting

This will be a Zoom meeting. Delegates will be notified a few days before the meeting

11:30 AM – 2 PM

Spring Competition

Link will be provide before the competition

Photographer Quote

Once you replace negative thoughts with positive ones, you'll start having positive results.

Willie Nelson

What's Inside This Issue

Calendar	2	WACCO Spring Seminar	9 – 12
Newsletter info	3	Cast a Light on	13 – 16
Website info	3	Adobe Express Article	17 - 18
General News	3	Used Equipment	18
Camera Stores	3	Digital Forum Meeting	19
Spring Competition Announcement	4	PSA Chapter Info	20 – 21
Words from the President	5	Jeffrey R Klug Photography	22
Technology and the Photographer	6 – 8		

Newsletter

I hope everyone is having a good winter season.

We are starting a new section in the newsletter: Casting a Light on: WACCO camera clubs. I will be asking for a short history and current information on your club, along with 7 to 8 images. The information can be a word document, the images should be separate from the word Doc. They can be emailed or you can send them to me at <https://jrklug.wetransfer.com>.

We are also interested in on-line Photo announcements. We will need them 2 to 3 months before the event.

Jeffrey Klug
Digital Forum Editor
waccoprogram@gmail.com
262 893-3500

Website

www.wicameraclubs.org

We are creating a new WACCO website with a new modern look. It will be a more dynamic site. It will be up in a month or two. For the clubs, please be prepared to send us about 15 to 20 images and a short about paragraph for your club page.

Thank you.

Jeffrey Klug
Assistant Web master
kpw1255@me.com

WACCO Delegates Meeting Highlights

We had our February delegates meeting digitally.

Competition Committee Report - The Spring Competition is now open, see page 4 for more info.

Program Report – Steve Gettle will be the presenter for the next seminar, see page 9 for more information.

Art's Cameras Plus

<http://www.artscameras.com>

Please check out Art's Camera Plus for great help in your next purchase of camera equipment.

4981 S. 76th Street
Greenfield, WI 53220
414 727-0234

Mike Crivello's Camera

<http://mikecrivellos.com>

Please check out Mike Crivello's for great help in your next purchase of camera equipment.

Mike Crivello's Camera
18110 W. Bluemound
Road,
Brookfield, WI 53045

262-782-4303

SPRING 2024 COMPETITION

Hosted by: WACCO

When: Saturday, May 4, 2024

Where: Virtual Competition

Time: 11:30 AM

DEADLINE: April 14,2024 (midnight)

All images, must be uploaded by midnight of stated deadline. Fees are paid at time of upload via PayPal.

Competition Up-loader: <https://www.wicameraclubs.org/artists#/competition-info-uploader-1> (up-loader opens February 3, 2024). Complete Rules and Instructions can be found on the Competition page of the WACCO website.

By submitting images, the entrant permits WACCO to reproduce all or part of the entered material free of charge for display on the WACCO website and for use in the PSA Councils Challenge and/or display in media related to the competitions. The works will not be used in a commercial context.

Any questions please contact – Jeffrey Klug at waccoprogram@gmail.com or 262 893-3500

Ken Warning at kwarning@wi.rr.com

8 Divisions – 3 Images per division. \$4.00 fee per division.

Projected Nature

Monochrome Nature Projected

Color Nature Projected

Nature Special Theme

Projected Open

Limited Monochrome Open Projected

Monochrome Open Projected

Limited Color Open Projected

Color Open Projected

Open Special Theme

Special Theme Division Definitions

Nature Special Theme – Flowers – The flowers theme includes wildflower and domesticated, cultivated flowers such as roses, tulips, etc. The subject should be presented in its natural environment and should not be moved to a studio location. Images captured in greenhouses, botanical gardens, and the like are allowed, but no hand of man should be visibly present.

Open Special Theme – Sunrise/Sunset – The time of day one hour before and after the sun touches the horizon. Since this is an open category, the hand of man is allowed in the image. No sky replacement is allowed; the image must be the photographer's image.

Words from the President

WACCO Members,

This has been a very strange winter season for photographers in Wisconsin. Those Christmas card-type photos with beautiful white snowdrifts and children making snowmen or people drinking hot steaming beverages while looking out a window covered with snow stuck to the window sills with snowflakes flying outside were difficult to get in many parts of our state. For most of us, there was little to no snow for December. And when we got snow halfway through January, and lots of it, the temperatures dropped to zero or lower, making it tough to get out. And now, we're back to warm weather with no snow.

I have heard of many photographers getting creative. Instead of taking photos outside, many have moved inside to take tabletop photos. Some have found new ways to light their subjects and others are experimenting with different ways to create dynamic backgrounds. I hope we see many of these photos in our May competition.

The details for the May competition should have been sent to you directly or by your photo club. If you haven't seen this information yet, this information is shown on page 4.

You still have about two months before the deadline of April 14th for our next competition. I hope you're thinking about what photos you may wish to enter.

Artificial intelligence (AI) in photography is continuing to become more prevalent. WACCO does not accept AI-generated images for our competition. This issue is posing problems for the US Copyright Office as well. Recently, someone tried to copyright an award-winning photo created totally with AI. The Copyright Office refused. Below is a link to an article that describes their thinking.

https://www.wired.com/story/ai-art-copyright-matthew-allen/?fbclid=IwAR0URI-yVP7hUpiq33i7AOr8I03cRZhS_MOeXIGn9N4KDNPX6CxcXAGCHog#

Even though photos enhanced or created totally by AI are not accepted in our competition, I have found experimenting with AI can be fun and enhance my creativity. These modified photos become more of an art piece than a photograph. I know that many people wince at the idea of AI. I believe this trend will be very difficult, if

Continued on page 6

WACCO Executive Committee

President – Jim Kurovsky
jkurvy@yahoo.com

Vice President – Bonnie Zuidema
bonniezuid@yahoo.com

Secretary – Mary Dumont
HonWACCO
maryldumont@gmail.com

Treasurer – Ramona Lenger
lengerphotos@gmail.com

Competitions – Elizabeth Whitcomb
lizannwhit@gmail.com

Exhibits – Mary Dumont
waccoexhibits@gmail.com

Program – Jeffrey Klug
waccoprogram@gmail.com

Website – Phyllis Bankier
scenescapes@yahoo.com

Membership – Elizabeth Whitcomb
lizannwhit@gmail.com

Awards – Jeffrey Klug
waccoprogram@gmail.com

D.F. Editor – Jeffrey R Klug
waccoprogram@gmail.com

Digital Forum Meeting – Jeffrey Klug
waccoprogram@gmail.com

Historian – Mary Dumont

President Emeritus – Mary Dumont

Digital Forum is the official newsletter of the Wisconsin Area Camera Club Organization, it is published four times a year, Digital Forum and its contents are © 2024 by the Wisconsin Area Camera Club Organization. Material may not be reproduced without permission. Please have kpw1255@me.com in your address book so you don't miss any newsletters.

not impossible, to stop. There will be a place for both art forms, but I am concerned about where this will all lead. And I haven't even begun to discuss faked photos and videos that will be possible with little effort. I hope there will still be an appreciation of the technical skills required for pure photography. We'll have to wait to see what will happen.

The good news is that spring is right around the corner. There are lots of photo opportunities available as leaves bud out, and flowers start to open. And if you are impatient, the Milwaukee Domes are always easily available. Several orchid displays are now open for viewing.

Milaegar's in Racine will have a show on March 2nd and 3rd. The most known for its large variety of orchids and

other flowers are the flowers at the Chicago Botanical Gardens.

So charge your batteries and clear your memory cards to get ready for getting out and taking photographs. If you still haven't done so, change your copyright information in your camera and your editing software to reflect the year 2024.

Sincerely,



President WACCO
jkurvy@yahoo.com

Technology and the Photographer

By Jeffrey R Klug

The evolution of technology has had a profound impact on the field of photography, transforming it from a meticulous and resource-intensive process into an accessible and dynamic art form. Reflecting on the transition from film to digital, photographers can appreciate the significant strides made in terms of equipment, workflow, and creative possibilities.

In the days of film photography, particularly for fine art photographers, the process involved a 4 x 5 camera, limited film holders, and a restricted number of shots per trip. Each photograph required careful consideration, as the photographer carried the weight of both the equipment and the uncertainty of the outcome. The long trek to capture a single image, such as a waterfall shot, demanded physical endurance and artistic dedication, all without the immediate feedback we now take for granted.

The advent of 35mm film marked a notable improvement, offering more shots per roll and enabling photographers to carry multiple rolls, increasing the likelihood of capturing

the desired image. However, it was with the digital revolution that photography underwent a major change. Initially, digital sensors had their limitations, but rapid advancements quickly led to superior image quality, surpassing the capabilities of traditional film.

Today's digital cameras are sophisticated devices resembling mini-computers, equipped with advanced sensors, automatic exposure and features that simplify the photographic process. The era of unlimited shots on a small memory card has liberated photographers from the constraints of film, allowing for experimentation and creativity without the fear of running out of exposures.

Technological innovations have made it more accessible to a broader audience. Learning the craft has transitioned from formal education to on-line platforms, where aspiring photographers can gain knowledge through tutorials and videos. The availability of powerful image editing software, like Photoshop, has further simplified the post-processing aspect, offering a parallel to the darkroom techniques once mastered by iconic figures like Ansel Adams.

While some may lament the perceived loss of the traditional and tactile elements of film photography, embracing technology has undeniably expanded the horizons of the art. The ease of entry into photography has let

individuals to express their creativity and share their perspectives, creating a diverse and vibrant photographic community.

As we look ahead, the trajectory of technological progress in photography remains uncertain, promising innovations that could redefine the medium once again.

With that, I have a couple of points to make on this new technology that follows for Photography in general and with photo compositions. This is just meant as a start to a long and probably unending discussion on photography and what it means possibly to me and maybe to you.

AI and Photography

The integration of AI in photography has indeed transformed the professional landscape for photographers, providing them with powerful tools to enhance and expedite their workflow. My experience of over 40 year in photography highlights several key areas where AI has made a significant impact.

1. Efficient Workflow: AI has significantly accelerated the editing process, enabling photographers to achieve complex tasks in a fraction of the time it would traditionally take. Automation features, like sky replacement, not only streamline the editing process but also allow for creative flexibility, letting photographers experiment with different elements to achieve the desired visual impact.

2. Image Restoration and Manipulation: AI tools excel in tasks such as image restoration and manipulation. The ability to quickly and accurately remove or replace elements in an image, whether it be fixing imperfections, removing unwanted objects, or adding elements for creative purposes, has become an invaluable asset for photographers. This not only saves time but also allows for more experimentation and iteration in the creative process.

3. Customization and Adaptability: AI empowers photographers to make on-the-fly adjustments and customizations to suit specific requirements. The ability to seamlessly add or extend parts of an image, such as the sides, top, or bottom, contributes to a higher level of adaptability, catering to diverse client needs

without compromising the quality or intent of the original photograph.

4. Time and Cost Savings: Time is a crucial factor in the professional world, and AI contributes significantly to time savings. The efficiency gains translate directly into cost savings, enabling photographers to take on more projects and meet tight deadlines without sacrificing quality. This economic advantage enhances the overall competitiveness of photography professionals.

5. Preserving Creative Intent: Despite the speed and efficiency improvements brought about by AI, it's important to note that these tools are designed to assist and enhance rather than replace the photographer's creative vision. The application of AI doesn't necessarily alter the meaning or artistic value of an image; rather, it empowers photographers to manifest their creative ideas more effectively.

6. Opens Options to any Photographer: AI has moved photography from being a highly advanced technical person to the common photographer. You do not need to know how to fix something in the photo, now you tell the program to fix it and it does it for you. Opening photography to the masses instead of a highly technically trained photographer. Critics may raise concerns about the impact of AI on the authenticity and integrity of photographic artistry. However, I maintain that these technological advancements do not compromise the essence or meaning of an image. Instead, AI serves as a tool to augment and expedite the creative process, enabling photographers to focus on expression and storytelling without being hindered by technical limitations.

Should AI be in our Photo Competitions?

The integration of AI into photo competitions is a topic that elicits a wide range of opinions within the photography community. Here are some thoughts on the intersection of AI and photo competitions:

1. Advancements in Creativity

Positive Perspective: AI tools can be seen as innovative instruments that open new avenues

for creative expression. Photographers using AI might produce visually stunning and conceptually intriguing works that push the boundaries of traditional photography.

Concerns: Critics may worry that reliance on AI could shift the focus away from the human element of photography, emphasizing technical prowess over the ability to capture emotion, storytelling, and unique perspectives.

2. Inclusivity and Accessibility:

Positive Perspective: AI's ability to streamline workflows can make photography more accessible to a broader audience. It can empower photographers with limited resources or time, enabling them to participate in competitions and produce high-quality work.

Concerns: There may be concerns about creating a divide between photographers who use AI tools and those who don't. This could lead to questions about fairness and the impact on the diversity of styles represented in competitions.

3. Preserving Authenticity:

Positive Perspective: AI can be viewed as a tool that complements the creative process. When used judiciously, it may enhance an image's aesthetics without compromising its authenticity.

Concerns: Some may argue that photography competitions should prioritize images captured in-camera without heavy reliance on post-processing tools. This perspective values the traditional skills of framing, composition, and timing.

4. Judging Challenges:

Positive Perspective: AI-processed images could be evaluated based on their artistic merit, regardless of the tools used. Judges might appreciate the ingenuity and skill involved in incorporating AI into the photographic process.

Concerns: Judging AI-processed images might be challenging due to the subjective nature of art and the potential for biases. Establishing clear criteria for evaluating these images becomes crucial to maintaining

fairness.

5. Embracing Evolution:

Positive Perspective: Acknowledging and accepting AI in photo competitions reflects an understanding of the evolving landscape of technology and its impact on creative industries.

Concerns: There may be resistance from traditionalists who fear that the inclusion of AI could diminish the craft's historical and manual aspects.

In summary, the integration of AI in photo competitions brings both opportunities and challenges. Striking a balance between technological innovation, artistic expression, and the preservation of traditional values is essential for fostering a dynamic and inclusive photography community. Establishing transparent guidelines for the use of AI and ensuring fair judging processes can contribute to the successful incorporation of these advancements into the world of photo competitions.

Conclusion

Photography is a constant changing art form. I will always feel that photography is art, we the photographer create it using tools. We need to embrace both the old and the new. I imagine I kicking a hornets nest, but it is time for a discussion on this topic it is not going away.

I value your opinion and want to start a discussion on this in future newsletters, please send your opinions, comments to waccoprogram@gmail.com.

This article is the opinion of Jeffrey Klug and not that of WACCO or the competition committee.

Parts of this article were written by OpenAI. (2024). ChatGPT [Large language model]. <https://chat.openai.com>, with a large portion from my own written statements. (I ain't got no good English)

WACCO March 2, 2023 Virtual Seminar with Steve Gettle Saturday- 9:00 AM to 12:30 PM



The two topics for the seminar will be Bird Photography, Beyond the Basics (9:00 AM to 10:30 AM) and Landscape Photography (11:00 AM to 12:30 PM). There will be a 1/2 hour break between each session. There will be time for questions after each session. A set of notes will be emailed to you by Steve. A copy of the video will be available to watch for 30 days after the seminar.

The cost of this seminar will be:
\$35 for General Admission (2/11/24 to 3/2/24).
The link to sign-up is : <https://2024-wacco-spring-seminar.eventbrite.com>

WACCO Virtual Spring Seminar By Steve Gettle Saturday March 2nd, 2023 9:00 to 12:30 PM

Bird Photography – Beyond the Basics 9:00 AM to 10:30 AM (Central time)




Creating photographs of the birds of our world is a fun and challenging pursuit. In this course, we will go beyond the basics, learning tips and tricks to take your bird photography to the next level. Attendees will learn how to properly use fill-flash, how to use many different types of blinds, as well as how to build a backyard bird photography studio. Participants will learn why you don't need a \$12,000 lens to photograph of a bird.



Landscape – Landscape Photography by Steve Gettle

11:00 AM to 12:30 PM (Central Time)

The world is filled with scenic splendor. Learn how to create stunning images of the land. We will not only cover techniques to photograph the grand sweeping vista, but also move in close and look at creating portraits of the details in our natural world: from intimate forest scenes, to flowers and the beautiful patterns present in the natural world. Learn how to “see the picture” and how to find order and create beauty in the chaos.



Steve's Bio

Steve Gettle, a seasoned photographer with a 30-year career, has dedicated countless hours to capturing the beauty of nature through hundreds of thousands of photographs. His images reflect a profound love for wildlife and the untamed landscapes of our world.



Exhibitions and Recognition:

Steve's work has been showcased in global galleries and museums, including the Museum of Natural History in London and The American Museum of Natural History in New York.

He has had two solo exhibitions at The National Center for Nature Photography.

He was featured in prestigious publications such as National Geographic, Canadian Geographic, Audubon, Sierra Club, BBC, World Wildlife Fund, National Wildlife Federation, and more.

Awards and Distinctions:

Steve was honored with numerous awards, including Great Lakes Wildlife Photographer of the Year.

Recognized in the BBC's Wildlife Photographer of the Year contest and Nature's Best photography contest.

Photo Tours and Workshops:

Steve shares his expertise through private and group nature photography experiences in unique locations. Conducted tours and workshops for organizations like the North American Nature Photographers Association and Rocky Mountain School of Photography.

Performances and Lectures:

He is an engaging speaker with a lecture series at regional and national photography conventions.

He offers a one-day nature photography seminar, "The Art of Nature Photography," for educational and entertaining purposes and is available for presentations on various photographic and creative topics.

Community Involvement:

Steve actively contributes to environmental and educational causes by donating his time and work to multiple organizations annually.

Website: <https://stevegettle.com>

Facebook: <https://www.facebook.com/steve.gettle>

YouTube: <https://www.youtube.com/c/SteveGettle>



Casting a Light on: Drumlin Hills Photography Club

Sheldon Schall started a photography club in the Waunakee area because of his desire to share his passion for photography with other members in the community. The first meeting of this photography club was on October 24, 2017. Rona Neri, Pat Letterer, and Mark Weller assisted Sheldon with organizing the club and finding monthly speakers to educate club members. The club had monthly photo challenges or themes for members to participate in by submitting up to five photographs and receiving comments and feedback from other members about their photos. Club members could also present 20 Photographs in 20 Minutes to introduce themselves and the types of photography they like to do. Sheldon's Photography Club selected the name Drumlin Hills Photography Club at their meeting on March 27, 2019. Drumlin Hills Photography Club (DHPC) joined WACCO in November 2019. DHPC held monthly Zoom meetings from September 22, 2020, until April 27, 2021. On April 28, 2021, Sheldon Schall had a severe heart attack and he passed away on May 3, 2021. WACCO recognized Sheldon with a Certificate of Appreciation for his outstanding service in promoting photography. Sheldon's family displayed the certificate at his funeral. DHPC started in-person meetings again on October 26, 2021.


DHPC meets at 7:00 p.m. on the fourth Tuesday of each month in the lower level of First Presbyterian Church in Waunakee except for the months of June, July, August, and December. During the summer months, DHPC plans field trips to local destinations and events such as the Madison Farmer's Market, a local

fireworks display, Schumacher Farm County Park, and the Waunakee WaunaFest carnival midway. DPHC members can participate in the photo theme for that meeting. Recent photo themes have included Joy, Sorrow, Shadows, Best of the Summer, Green, Cars, and Flowers. Most of the original active club members were beginner or advanced beginner photographers, but after almost seven years of participating as a member of DHPC, their photography skills have increased dramatically. DHPC has a speaker or program at their meetings such as a local or regional professional photographer, a club member presenting photographs from a recent photography trip, or a club member presenting a program on a specific type of photography such as light painting, droplet photography, and burning steel wool photography. DHPC members have participated and received awards and honorable mentions in the WACCO Spring and Fall Competitions and the recently resumed Print Circuit. Drumlin Hills Photography Club has approximately 16 active members and is facilitated by Rona Neri, Pat Letterer, and Mark Weller, and the WACCO Delegates are Chuck Gustke and Robert Arntz.

Casting a Light on: Drumlin Hills Photography Club



By Cameron Gillie



By Chuck Gustke



By David Luebke



By Greg Tardif



By Jacqui Ziegler




By Jim Stephenson


Casting a Light on: Drumlin Hills Photography Club




By Melissa Schall




By Mark Weller



By Nazan Atilla



By Richard Schifreen



By Robert Arntz

Casting a Light on: Drumlin Hills Photography Club



By Robert Benin




By Torsten Schultz



By Rona Neri



By Pat Letterer



By Sam Robinson

How To Use Adobe Express To Transform Your Photos As An Amateur Photographer

Why Join?

- Learn and develop your skills
- Network with fellow individuals
- Receive constructive feedback on your images
- Display your work
- Get motivated and inspired about your photography

Become a Member

We invite you to join our camera club, where you can share your love for photography and learn from others who share your passion. Our club is a community of like-minded individuals who come together to discuss, critique and appreciate all forms of photography. Whether you are a seasoned pro or just starting, our club offers something for everyone.

As a member, you can attend workshops, photo shoots, and other events where you can hone your skills, meet new people, and grow as a photographer. Our club also participates in regular competitions, where you can showcase your work and receive feedback from experienced photographers.

Register at:
<https://www.falls-photo.org/membership>

About Us

The Menomonee Falls Camera Club's membership has grown beyond the bounds of Menomonee Falls. Using Zoom, we have extended across southeastern and central Wisconsin, even reaching the sun-soaked landscapes of Florida and Arizona.

In the ever-evolving landscape of technology, the club adapted its meetings to convene virtually through Zoom. This digital portal allowed the club to bring speakers from all corners of the country, enriching the minds of its members. Regular workshops punctuated the calendar, giving hands-on learning opportunities to flourish amid the landscapes they captured. It's a testament to the club's ethos that, while rooted in learning, it remained steadfast in ensuring the art of photography continued to be a delightful source of happiness and fellowship.



Contact Us:
kpw1253@gmail.com



your photography journey or don't have a lot of time and money to invest in tools just yet, this is a perfect place to start.

Get Your Work Out There

One of the most exciting features of Adobe Express is that you can market your work on social media or through traditional print methods. With its array of tools, you can easily create marketing materials such as flyer's, business cards, postcards, banners, and more. This provides your work with increased visibility and makes it easier for potential clients or customers to find you on-line or off-line. Additionally, you can export your files in various formats so they are compatible with different platforms.

Get Collaborative

Another great feature of Adobe Express is that it allows users to collaborate on projects in real-time from any device. Once you have completed a project with another user's help, they can provide feedback on their end without having access to the original file. This makes it easier for teams of photographers or designers to work together on the same project at once without having to constantly communicate back and forth via email or text message threads, saving time and hassle in the process.

Learn Quickly

Adobe Express also offers tutorials that make learning the software easy regardless of skill level or experience, making it the perfect tool for amateur photographers who want to quickly learn photo editing basics before getting into more advanced techniques. When you download Adobe Express, there will be free assets available that have been designed by professionals, allowing you access to quality designs without having to create them from scratch. This means you won't have to spend a lot of time focusing on areas that don't interest you as much.

Whether you're an amateur photographer

Photography is a creative medium, but sometimes the tools we use to create beautiful images are less than intuitive. Not only that, but many online editing resources are expensive to access. The good news is, there are some tools available that will help you create professional-looking photos without breaking the bank, and these are also easy to learn. Adobe Express is a great alternative to Photoshop because it's made specifically for those who are newer to the photography world. In this blog post hosted by the Menomonee Falls Camera Club, we'll take a look at a few of the benefits of Adobe Express and how it can help you level up your photos.

Adobe Express Won't Break The Bank


Adobe Express is an affordable alternative to Photoshop and is more user-friendly. It allows you to easily edit and enhance photos with just a few clicks of your mouse, and you can choose to access both basic and premium photo editing features depending on the plan you like best. If you're just starting out on

How to use Adobe Express Continued:

looking for ways to enhance your photos or you want to start building a portfolio of your work, Adobe Express has a lot to offer. With its intuitive design and array of tutorials, you won't have to spend a lot of time learning how to use the tools, which means you can focus on being creative. It's also a very cost-effective resource for those who are newer to photo editing and don't want to spend a lot of money on tools they don't need yet.

Looking to connect with other passionate photographers? Join the Menomonee Falls Camera Club, an inclusive community for photography enthusiasts of all skill levels, where you can share your passion, gain knowledge, and grow artistically in a nurturing environment.

See our website www.falls-photo.org.



Used Equipment



GigaPan EPIC Pro Robotic Motorized Panohead DSLR Camera Mount
 Tested to power on only and buttons are responsive. It worked fine last time I used it. Comes with everything shown in the photo. One battery takes and holds a charge but ultimate capacity is not known is not warrantied. The other battery is dead, including it in case you want to rebuild it. Cables for Nikon Cameras.

No manuals. Parts and batteries available at B & H Photo.

<https://www.gigapan.com/cms/manuals/epic-pro-introduction>

\$150.00

Contact Jeff Klug at kpw1255@me.com or call at 262 893-3500

Digital Forum - The Meeting

By Jeffrey Klug



The Digital Forum meets on the fourth Saturday of every month at 10 am Central Time on Zoom. The first hour of the meeting is a special topic or a guest speaker, who is a talented photographer with a wealth of knowledge and experience to share with the group. The guest speaker will speak about their journey as a photographer and offer insights and tips for other photographers in the group. The second hour features is dedicated to a question and answer session, where members of the group can ask questions, share their knowledge, and learn from each other. The meeting is a great opportunity for photographers of all levels to connect, learn, and share their passion for photography.

Upcoming Speakers for the Digital Forum Meeting

We have Kelly Jones on Underwater Photography in March, Gregory Holden on How to see in Black and White in April and Russell Graves on Shooting Wildlife Images to win Photo Contests in May. So we have an interesting lineup for the Digital Forum.

If you have questions about attending, or topic suggestions, speakers or any suggestions to help make this an interesting digital meeting, please send them to me at waccoprogram@gmail.com or give me a call at 262 893-3500.

I hope everyone will find these interesting and educational. I look forward to seeing you on the 4th Saturday of the month at 10 AM.

You need to register in advance for this webinar:

When: 4th Saturday of the month at 10:00 AM Central Time (US and Canada)
https://us02web.zoom.us/webinar/register/WN_2GyvFCirQIGFzMA9JDLxkw

After registering, you will receive a confirmation email containing information about joining the webinar. You only need to register once, this is a recurring webinar and you will be notified one day and one hour before the webinar.

(The above link can be shared with anyone that might be interested in joining us for this webinar, do not share your personal link once you are registered, just share the above link.)

I have created a page on the WACCO website with links to topics that were discussed in the meeting.
<http://www.wicameraclubs.org/digital-forum-1#/df-links-from-discussions>

Videos of the meetings are at
<http://www.wicameraclubs.org/digital-forum-1#/digital-forum-videos>



PSA Updates

www.psa-photo.org
www.psa-wisconsin.org



January, 2024 Jim Lee A Guy and His Camera
 March, 2024 Cole Thompson Classic Images
 in Black & White.

PSA-WI Chapter Report

RE: Upcoming Chapter Activities and Updates

The Chapter continues to meet via Zoom.

The Chapter will be participating as a sponsor in the 2024 PSA Youth Showcase for a school from the Milwaukee area. Individual Chapter members and local PSA clubs also participate as sponsors. Thanks to all who support this program. It is a good way to educate the next generation of photographers. Chapter member Kathy Braun has been the PSA Youth Showcase director for the past 20+ years. She has recently turned the reigns over to another Chapter member, Signe Emmerich. Kathy will continue to stay on in an advisory position.

The Chapter will again be returning to Door County (Wisconsin) for the Chapter spring outing. The dates for the outing are Thursday, May 16th through Sunday, May 19th. We will have a general meeting on Saturday evening, May 18th, at The Ridges Sanctuary. Our home base for the weekend is the Baileys Harbor Yacht Club Resort located on the Lake Michigan side of the peninsula, centrally located to the many photo opportunities and activities in northern Door county.

We have had some really wonderful guest speakers for our two Chapter meetings thus far:

November, 2023 Rick Cloran Making Competitive Nature Images

The Chapter will once again be participating in the Four PSA Chapters Circuit (FPCC), formerly known as the PSA Chapters Across America (PCAA). Closing date for entries is March 11, 2024. All the images will then be judged by each of the individual participating chapters. Judging to be completed by April 1st. Award winners to be notified by April, 8th.

The four PSA Chapters include: link to info <https://www.psa-wisconsin.org/four-psa-chapters-circuit>
 PSA Central Florida Chapter
 PSA Metropolitan Chapter
 PSA Mid Atlantic Chapter
 PSA Wisconsin Chapter

The 2024 PSA Photo Festival will be in Tucson, Arizona, September 16th through 21st. Interested PSA members are asked to please visit the PSA website for more details on photo outings and featured speakers.
www.psa-wisconsin.org

Gerry Hying
 PSA-WI Chapter Chair

2024 Four PSA Chapters Circuit (FPCC)

PSA Exhibition Number – PSA 2024-1102

Entry form through PSA Metro Chapter link – <https://www.psa-met.com/pacc-circuit>

Entry form through IAAP link – <https://theiaap.com/e/pcaa/>

Calendar

Closing Date – March 11, 2024

All Judging Completed by April 1, 2024

Notification Sent by April 8, 2024

Mailing of Awards: May 31, 2024

Online Gallery posted by April 27, 2024

Organizers and Judgings

PSA Central Florida Chapter

PSA Metropolitan Chapter

PSA Mid Atlantic Chapter

PSA Wisconsin Chapter

Sections

Color Open (PIDC)

Monochrome Open (PIDM)

Nature General (ND)

Photojournalism General (PJD)

Photo Travel General (PTD)

Entry Fee

1 Section – \$15

2 Sections – \$25

3 Sections – \$35

4 Sections – \$40

5 Sections – \$45

Entries

--- All entries must be submitted entries through our website online registration process.

--- Maximum four images per section.

--- Image Size: No more than 1920 pixels horizontal and by no more than 1080 pixels vertical side (at a resolution of 300 dpi and with maximum file size of 2MB, in JPEG format, and sRGB color space).

--- Oversized images will be rejected, and the entrant is required to resubmit their entry with properly sized images.

--- Image titles must not exceed 35 characters.

--- An image can be entered in only one section.



Cades Cove Stormy Day By Jeffrey Klug, HonWACCO

Jeffrey Klug – Photography and Computer Instruction



I can help you create better photographic images, whether you are a beginner or are an advanced photographer. I will tailor your class to fit your needs and will work with you at a time convenient for you. Currently, I am just offering digital classes through your computer. My classes are usually 1 to 2 hours per session.

The sessions' cost is \$60 for a 1-hour session or \$100 for a 2-hour session.

I am also offering to help set up your computer and get your files organized and backed up. I will show how to get all the photos into one place, on an external hard drive, and suggest different methods of backing up all your image files. Most of this can be done digitally through your computer, or if necessary, I can come to your home to get the computer working. I will work on Apple computers, Window computer I can help to a certain point.

Working on your computer and organize your files, the fee is \$60/hour plus any travel expenses.

If you would like to improve your photographic skills to create better images or have some questions or problems with your current equipment or software and would like to work with me to design and schedule a class, please call at 262 893-3500 or email me at kpw1255@me.com.

Please check out my website at www.jrklug.com.