



Digital Forum Newsletter

Wisconsin Area Camera Clubs Organization



*Colleen Miniuk-Sperry Putting on a Great Seminar
By Jeffrey Klug*

What's Inside This Issue

Calendar	2	Backing Up Your Hard Drive	8
Newsletter info	3	Nova Scotia	9 - 12
Website info	3	Public Speakers	14
General News	3	Information	14
Camera Stores	3	Available Seminars	15 - 16
Words from the President	4	Used Camera Equipment for Sale	17
2019 Spring Competition	5	Klug's Photo World	18
Photos From Seminar & Workshop	6 - 7		

CALENDAR - 2019

Saturday - May 4, 2019

9:00 AM - 11:00 AM
Delegate Meeting

11:30 AM to 5:00 PM
Fall Competition

Waukesha State Bank (Lower Level)
1227 Corporate Center Drive
Oconomowoc WI

Saturday - August 3, 2019

9 AM - 11 AM
Delegates Meeting


New Location
Waukesha State Bank
18300 W. Capitol Dr., Brookfield 53045

Photographer Quote

Your work is going to fill a large part of your life, and the only way to be truly satisfied is to do what you believe is great work. And the only way to do great work is to love what you do. If you haven't found it yet, keep looking. Don't settle. As with all matters of the heart, you'll know when you find it.

Steve Jobs

Read more at: https://www.brainyquote.com/quotes/steve_jobs_416859



*Peggy's Cove Harbor Inlet Sunset
By John Hasse*

Newsletter

We have a used camera equipment section. WACCO does not take any responsibility on the quality and condition of the equipment, this is up to you and the buyer. We are just providing a place to list the equipment.

We are trying to create a speakers lists. This would be for any one that likes to speak in front of camera clubs. We will take your contact info and the subjects that you would be willing to talk about and your fee if any. It will get published in the newsletter and on the website. So please send me your information if you would like to be on the list. The smaller camera clubs are always on the look out for speakers, so please add your name to the list to help the smaller camera clubs out.

We are looking for articles to run and photos to put into the newsletter. Feel free to send photos and articles to me any time you have them. I will then put them in when it works out the best. So please feel free to send me photography articles whenever it is convenient for you.

When submitting an article and photos, please attach photos separate from the article. Photos should be sized at 2100 pixels on the longest side.

Jeffrey Klug
Digital Forum Editor
kpw1255@me.com
262 628-1255

Website

www.wicameraclubs.org

Phyllis has updated the website and made some minor tweaks to it. Please take a look at it and let us know what you think. Also if you see any errors please let us know about that as well.

We are planning on adding a speaker page to the website. If you do public speaking please let us know and we will add you to the list of public speakers. Please send a head shot, a small biography and what you speak about and we will put this onto the website. The small camera clubs can use your talents for their meetings, so please lets help out this smaller clubs.

Plus just like our newsletter, the website needs your articles to make it better and interesting. Please send your photos or articles to Phyllis at scenescapes@yahoo.com. Please have the photos sized at 2100 pixels on the longest side.

Jeffrey Klug
Assistant Web master
kpw1255@me.com

WACCO General News

Highlights from the last delegates meeting:

Competition Committee:

The Spring Competition is now accepting entries. The special categories are Flowers (Nature) and Urbanscapes (General)

Our next program is Chicago workshop, more information will be available after the May Delegates meeting.

Website:

We have added a page for each club on the website, please send your updates to Phyllis at scenescapes@yahoo.com.

Next meeting will be on May 4, 2019 for the delegates meeting and Spring Competition is at Waukesha State Bank in Oconomowoc. See page 2 for the address.

Mike Crivello's Camera

<http://mikecrivellos.com>

Please check out Mike Crivello's for great help in your next purchase of camera equipment.

Mike Crivello's Camera
18110 W. Bluemound Road,
Brookfield, WI 53045

262-782-4303
mccc@mikecrivellos.com

Art's Camera Plus

<http://www.artscameras.com>

Please check out Art's Camera Plus for great help in your next purchase of camera equipment.

4981 S. 76th Street
Greenfield, WI 53220
414 727-0234

2130 Silvernail Road
Pewaukee, WI 53072
262 542-6222

Words from the President

I want to thank all of you who attended the seminar on the 2nd. I know we were asking all of you to take a leap of faith with this one – a photographer that is not a house hold name, and covering creativity of all things. But our thinking outside the box paid off – Colleen was great. I hope you all walked away from the seminar with something to help your photography. She actually got me (me!) to write a haiku (as part of the workshop Sunday). For those of you that know me, you know how difficult that task was for Colleen. Now that the seminar is over, it's time to start planning for next year's. My shameless plug: we are looking for people to be on the WACCO program committee to take over for Jeff and Ken who have been doing this for many years. If you have the time to make some phone calls and try to find presenters please let me know and we can get you involved.

I know it doesn't feel like it with our never-ending winter, but May is going to be here before you know it. And that means the next competition is just around the corner. The projected special themes for this competition are **Flowers (nature)** and **Urbanscapes (open)**.

For information on these, and all, categories, follow this link: <https://static1.squarespace.com/static/54628bf8e4b01d7732a99bact/5c4faf7c88251b62c0871dae/1548726141696/SPRING%2BAnnouncement%2B2019.pdf>. The up-loader is open, the deadline for submissions is 04/13/2019. To get to the up-loader follow this link: <http://www.wicameraclubs.org/artists#/competition-info-uploader-1>. If you have not entered a competition since we moved to the up-loader, you will need to request an account before you can upload. The approval could take a day or two so don't wait until the last minute. To request an account, follow this link (go to the bottom): <https://wacco.visualpursuits.com/Login.aspx>.

You'll see a request in this newsletter for individuals willing to do a workshop at Horicon for an introduction to wildlife and/or landscape photography. I'm contemplating offering my time – I frequent Horicon and this is a way for me to give back. I can present on bird/water fowl photography, but not any other wildlife or landscape. Since it is Horicon, images should be from Horicon and I have no wildlife or landscape images from there. If anyone would like to team up with me and cover wildlife and/or landscape, email me at lizannwhit@gmail.com. See page 14.

Mark your calendars! Another fun WACCO outing to Chicago is being planned for September 7th. Stay tuned for details and sign up information – that is all still being worked out. It's shaping up to be another great outing this year. Again, a HUGE thanks to Chris Smith from Out of Chicago for working with us on this outing.

The weather has been less than optimal, but as of this writing it looks like 3-4 more days of cold and then we're back in the 30s for a few days. I don't know about you, but I'm going to take this opportunity to get out and get some pictures – and maybe even write another haiku! 😊 - I hope you all do the same.

Elizabeth Whitcomb

President WACCO

WACCO Executive Committee

President – Elizabeth Whitcomb
lizannwhit@gmail.com

Vice President – Mary Dumont
waccocompetition@gmail.com

Secretary – Ken Warning
kwarning@wi.rr.com

Treasurer – Ramona Lenger
lengerphotos@gmail.com

Competitions – Elizabeth Whitcomb
lizannwhit@gmail.com

Exhibits – Mary Dumont
waccoexhibits@gmail.com

Program – Jeffrey Klug
waccoprogram@gmail.com

Website – Phyllis Bankier
scenescapes@yahoo.com

Nominations – Bill Rietz
brietz@wi.rr.com

Membership – Gerry Emmerich Jr.
oakopening@gmail.com

Awards – Bill Rietz
brietz@wi.rr.com

Digital Forum Editor – Jeffrey Klug
kpw1255@me.com

Historian – Jeffrey Klug

President Emeritus – Ken Warning

Digital Forum is the official newsletter of the Wisconsin Area Camera Club Organization, it is published four times a year, Digital Forum and its contents are © 2019 by the Wisconsin Area Camera Club Organization. Material may not be reproduced without permission. Please have kpw1255@me.com in your address book so you don't miss any newsletters.

SPRING 2019 COMPETITION
 Hosted by: Menomonee Falls Camera Club
 When: Saturday, May 4, 2019
 Where: Waukesha State Bank, Lower Level
 1227 Corporate Center Drive
 Oconomowoc, WI 53066
 (I-94 and Hwy 67, Exit 282)
 Time: 11:30 AM

DEADLINE: April 13, 2019 (midnight)

All images, including print divisions, must be uploaded by midnight of stated deadline. Fees are paid at time of upload via PayPal or by submitting a check to the Competition Chairperson by posted deadline. If paying by check, please complete the Entry Fees form found on the website.

Competition Uploader: www.wicameraclubs.org/competition (uploader opens February 2, 2019) *Complete Rules and Instructions can be found on the Competition page of the WACCO website.*

By submitting images, the entrant permits WACCO to reproduce all or part of the entered material free of charge for display on the WACCO website and for use in the PSA Councils Challenge and/or display in media related to the competitions. The works will not be used in a commercial context.

10 DIVISIONS – 3 images per division. \$4.00 fee per division.		
PROJECTED NATURE	PROJECTED OPEN	SMALL PRINTS
Mono Nature Projected	Mono Open Projected	Mono Open Small Print
Color Nature Projected	Color Open Projected	Color Nature Small Print
Random - Flowers (Nature Sp. Theme)	Urbanscapes (Open Sp. Theme)	Color Open Small Print
LARGE PRINTS		
Open Large Print - all large prints (mono and color) are combined into one division. This division is still limited to 3 images per entrant and will need a minimum of 6 entrants to judge.		

Random Nature - Flowers

The flowers theme includes both wildflower and domesticated, cultivated flowers such as roses, tulips etc. The subject should be presented in its natural environment and should not be moved to a studio location. Images captured in green houses, botanical gardens and the like are allowed but no hand of man should be visibly present.

The appearance of the "Hand of Man" is prohibited. The subject should not be moved to a studio environment, but should be depicted in its natural surroundings. No mounted subjects are allowed. Furthermore, no manipulation is allowed except for cropping, exposure adjustments and dust sensor removal. No cloning to add or delete elements to the composition is allowed.

Random Open – Urbanscapes

The urbanscape image typically depicts scenes from city life as opposed to country or rural life. Allowable images include the grand cityscape, buildings, bridges, street scenes, etc.

Questions:
 Elizabeth Whitcomb
waccocompetition@gmail.com

Photos From the Colleen Miniuk-Sperry Seminar



Photos From the Colleen Miniuk-Sperry Workshop



Backing Up you Hard Drives

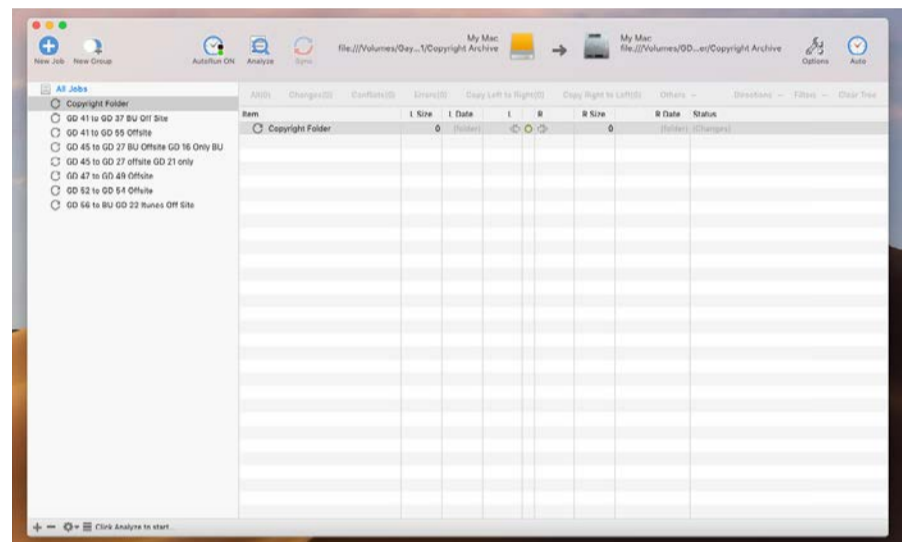
By Jeffrey Klug

It is the end of winter (we hope) and thoughts of all those pictures that you will take this summer dance in your head. Are your photos protected? You should have some backup strategy in place to protect your valuable images.

I am somewhat paranoid about losing images. So I back up all of my Hard Drives three different ways. Since Hard Drive have gotten pretty inexpensive, there is no reason not to backup at least once.

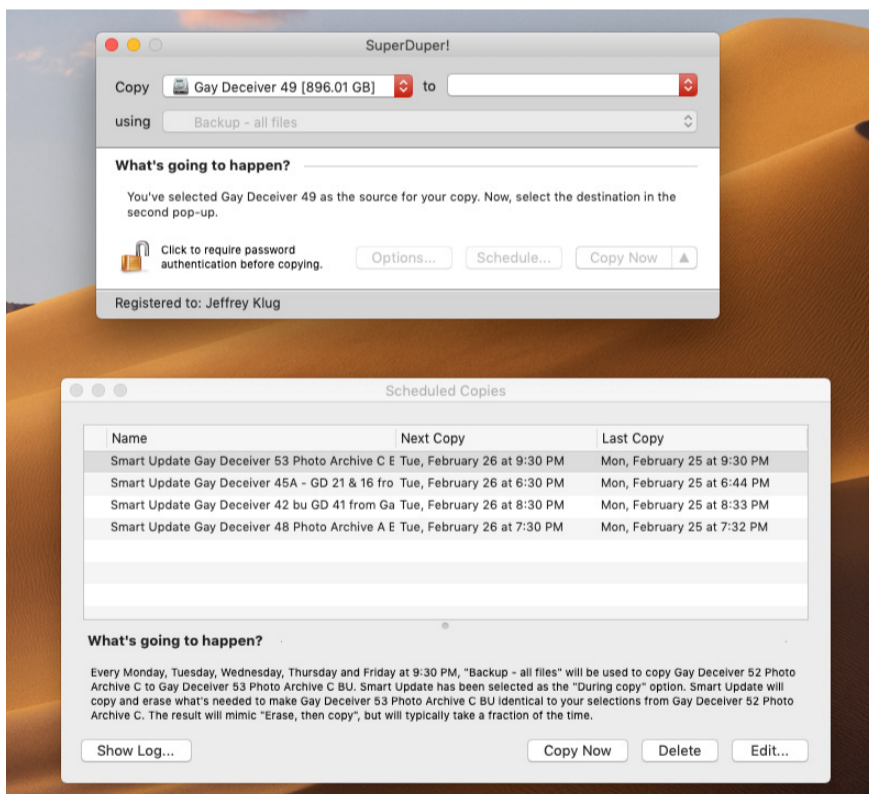
My first backup is done right at my office and every night starting at 6 PM my backup drive is updated with whatever I worked on that day. Since I use a Mac computer, I use SuperDuper by Shirt Pocket <https://www.shirt-pocket.com/SuperDuper/SuperDuperDescription.html> It is a pretty easy program to use, you just tell it which is the original drive and which is the backup drive. Its only drawback is that you are basically cloning the whole drive, you cannot pick just a certain set of folders. This program is also great for making a complete clone of your operating system, which is also another good thing to do.

My third backup is an off-site backup. I do this about once a month, I bring the Hard Drive from my house, which is separate from my business and I back my photo files up to that set of backup Hard Drives. Now to show I am really paranoid, I also use a different Backup program for this set. I use GoodSync <https://www.goodsync.com> this backup program does work for both Mac's and PC. It cost \$39.96 for the program. It does work a lot like SuperDuper, you can schedule it to run Backups whenever you need to. So once a month a bring in this set of backups, and I get my third backup. I use a different program just in case the other program misses something or does not work right, this gives me my third set of backups. This program also lets you pick specific sets of folders and not just the whole Hard Drive.



Now I go one more step, I also take all of my very favorite images (the ones I mark 5 stars), and I copy those to another Hard Drive, usually in a DNG format (Adobes General Raw Format). That way I have my very best photos backup a fourth way. I also do this again, but by doing the images as high-quality JPEGs and this backup, I store on a solid state hard drive. These are a little more expensive but have no moving parts, and my best of the best are stored away for a total of 5 backups.

The reason I have so many backups is that one summer, we had a strong thunderstorm come through and lightning hit our power pole and sent a surge through to my computer and Hard Drives. I have these all on surge protectors and battery backup, but the surge when through all of my surge protectors and wiped out my Hard Drive, both my primary and my secondary. Fortunately, I had my third set of Backups to put in place, and then the fun started as I had to recreate all those other backups from my third set of backups. So you never know when you could lose some images, it just takes a freak storm or something else, and you could lose your pictures forever. So please back up your hard drives, because one day you could lose all of your data. It is not if a Hard Drive goes bad it is when.



I then schedule it to do a smart update, it just adds whatever is new since the last backup, this keeps the backup time reasonably short. This happens to all of my primary drives, and it happens daily. The cost of SuperDuper is \$27.95.

My second form of backup it to cloud storage. I use Backblaze <https://secure.backblaze.com/r/019txz> it is \$50/year with unlimited storage. It takes a while to upload your files the first time (depending on your internet upload speed), but once you have the main group of images upload, Backblaze will work in the background to keep everything up to date.

Nova Scotia

By John Hasse

It's the end of August. The hotel clerk tells you it is 23° outside. The speed limit on the main road to the next village is 100mph. You are not in the United States anymore.

Centigrade...kilometers...and Canada. Specifically, Nova Scotia, located in maritime southeastern Canada, northeast of Maine. My wife and I were up for seaports, seafood, and sightseeing. We chose to forgo most travel to the farmland and forested Canadian interior. We instead viewed quaint saltwater fishing villages, picturesque lighthouses, and sample fresh-caught seafood.

Nova Scotia has 4440 miles of seashore, 150 lighthouses, and innumerable small fishing villages. Small harbor seafood harvesting focuses on mussels, clams, scallops, crabs, and lobster. We chose access to Canada via the high-speed catamaran ferry currently running from Portland, Maine to Yarmouth, N.S. Six months of planning included research, reservations for lodging and multiple types of transportation. Summer crowds have lessened with most tourist shops, wharf restaurants, and B&Bs still open.

Yet, photography targets during this time remained plentiful. We enjoyed staying in one area a day or more to experience harbor water level changes from high to low tide, and back. The open sky around lighthouses and harbors offered spectacular sunrise and sunset opportunities. Early and late light presented wonderful water reflection views. Some areas were interestingly lit up at night.

Our two favorite visited areas were Peggy's Cove and Lunenburg, both in southeastern Nova Scotia.

Peggy's Cove is best experienced walking the ½ mile distance from the visitor center through the fishing village to the lighthouse at land's end. This is the walk of many people from 9:00a.m. to 5:00p.m., resulting in lots of bodies edging into photographs. Instead use that time to shop, eat, people watch and scout shooting locations. Spend after 5pm and before 9am for shooting relatively people-free scenes. An overnight stay in or near the Cove is well worth the time. Check out the B&B at the harbor which has the fresh lobster boiling kettles and a food truck parked outside.

Lunenburg is a UNESCO World Heritage Site. Founded in 1753, it is recognized as the best surviving British Colony village in North America. Shops are abundant, as are restaurants which overlook the scenic harbor. Nearly Blue Rocks shoreline offers numerous photo subjects at several small fishing villages. To see beautiful scenery any time of day, do not miss Blue Rocks.

On Nova Scotia's Cape Breton Island we stayed at Baddeck and Cheticamp. Both locations offer access

to the island's scenic auto-driven Cabot Trail, and Cape Breton Highlands National Park.

Noteworthy items:

- There is some moose-viewing possibility in the National Park but, surprisingly for Canada, all the rest of the providence was hunted out many years ago.
- There is a heavy French influence in many areas, drawing many first-language French visitors. A few are Scottish-focused. We attended an enlightening Cielidh music performance one evening.
- Most businesses accept credit cards and both Canadian and US dollars. Expect Canadian change back if you pay in US cash.
- View the Titanic disaster victim memorial cemetery in Halifax.
- We toured the Alexander Graham Bell Historical Park in Baddeck. Widely known for his invention of the telephone, Bell was a prolific inventor of many items and is considered to be the Canadian father of land and water-based airplane flight.

I carried a smaller crop sensor SLR with an 18-270mm lens, I did not miss having a wider lens. Frequent maritime humidity resulted in background haze and reduced sharpness in some longer scene shots. A lighter weight sling over-the-shoulder camera carrying case was handy for long walks through fishing villages and park trails. I used my tripod often.

Longer exposure captures of boats in the harbor during low light conditions can be a challenge. Boats anchored in constant tidal water flow away from solid support piers move much more than the human eye can readily detect. Watch for blurred portions of your image.

Nova Scotia largely reminded me of a much grander scale upper Door County. No place in the providence is more than 42 miles from the shoreline. We spent 3 weeks in Nova Scotia, leaving many fishing villages, lighthouses, and miles of coastline unexplored; yet it is one of the best of all time vacations my wife and I have taken.



See photos on the next page.

Nova Scotia Images

By John Hasse



Lunenburg Harbor



Mahoney Bay Harbor- Blue Rcks - High Tide



Mahoney Bay Harbor- Blue Rocks - Low Tide



Lunenburg Wharf Sunset



Marage River Running To Gulf of St. Lawrence



Pitcher Plant Flower



Boat At Paddeck Harbor



Moose Eating



Peggy's Cove Harbor Sunrise



Cabot Trail Parkway



Peggy's Cove East Bank



Peggy's Cove West Bank



Herring Gull With Rock Crab



Peggy's Cove West Bank



Peggy's Cove Boat at Government Pier



Peggy's Cove Anchored Dorries



Peggy's Cove Lighthouse Sunset



Sandy Cove On Digby Neck (NW Nova Scotia)



Eagle - Cheticamp



Stone Hurst Fishing Village - Blue Rocks



Digby Neck Abandoned Farmstead



Stone Hurst Harbor - Blue Rocks



Beach Sand Rustigo Harbor

Looking for a Speaker

Horicon Marsh Education & Visitor Center is looking for someone to put on a Landscape/Wildlife Photography Workshop. Here is what they are asking for:

I am the Assistant Wildlife Educator at the Horicon Marsh Education & Visitor Center in Horicon, WI. We have received a lot of feedback from visitors who attend our events that they would like us to offer an introduction wildlife and/or landscape photography program. As the largest freshwater marsh in the continental US, we have many opportunities for beautiful landscape photos as well as diverse wildlife to photograph. We'd love to have a photographer come in to host a workshop at our facility this summer. Is this something you would be willing to do, or do you have contacts of who may be a good candidate in the area? We're flexible with program content and timing; we'd simply love to offer the opportunity to the public.

Feel free to contact me via phone or email!

Erinn Kronebusch
erinn.kronebusch@wisconsin.gov

So if you have been shooting at the Horicon Marsh and would be willing to put on a Landscape or Wildlife photography workshop, please contact Erinn. It would be great if we could pay back the Horicon Marsh by supplying them a speaker.

Photography Exhibit at Norwegian Heritage Center

I am the manager of "Livsresise"- the Norwegian heritage center in Stoughton WI. Our mission is to tell the story of Norwegian immigration to the Midwest which largely took place between 1825 and 1920. In addition to our main gallery showcasing both artifacts and interactive

kiosks we have a second gallery which since our opening in 2015 has had a number of changing exhibits.

I wanted you to know that effective Friday March 15, 2019 we will showcasing a photography exhibit by the famous Norwegian photographer Knud Knudsen ((1832-1915). He established one of the first photography businesses in Bergen in 1864. In addition to his passion for photography, he also had a special interest in horticulture and the fruit trees grown in his home community. He would often return to the southern branch of the Hardanger Fjord to capture scenes of everyday life on farms and on the fjord. Despite the idyllic landscape, Knudsen's work vividly shows why life on the fjord led to some of the highest rates of emigration per-capita in Norway with the ever present threat of rock-slides and avalanches, lack of arable land, and lack of economic opportunity. Knud Knudsen left a collection of 13.500 wet and dry plate negatives, and about 20.000 of albumin silver prints. The negative and print collection are at The Picture Collection, University of Bergen Library. We hope to see you soon!

Marg Listug
marg@norwegianheritagecenter.org

No More Lithium-Ion Batteries in the Passenger Plane Cargo Holds

The FAA has banned Lithium-ion batteries in the hold of passenger flights. This can create a problem since we use so many rechargeable batteries for our cameras. They are still allowed in the cabin of the plane, so you will have to carry on all of the Lithium-ion batteries when you fly. For more information see <https://www.lightstalking.com/no-more-lithium-ion-batteries-in-passenger-plane-cargo-holds/>

Attention Public Speakers

We are currently looking to put together a speaker list, if you are willing to give a talk at a camera club meeting, we would like your name and contact information and topics of your talks, they should be informative, such as demonstrating a technique and working on a program. We would also want to know if you would be willing to travel, most of the clubs are in the Milwaukee area, but we do have some that are farther up north. This information will be put onto our website to help other clubs find speakers, it is probably one of the hardest job for the club program person, this would be one way that WACCO could make it easier. Contact Jeffrey Klug at waccoprogram@gmail.com

2019 Weekend of Photography and Digital Imaging

July 26, 27, & 28 2019 @ Hope College - Holland Michigan



Keynote Speaker:

Russ Burden (Sponsored by Hunts Photo)

'Be Your Own Best Judge'

Russ Burden is the owner of Russ Burden Nature Photography Tours. He runs wildlife workshops around the US in addition to multiple safaris to Tanzania three times a year. He is internationally published and his commercial work is marketed through Getty Images.

For more information goto <https://www.swmccc.org>



Chicago Area Camera Club Association Presents The Chicago Area Photographic School **CAPS - 2019**

Sat. Nov. 23 & Sun. Nov. 24

A Two Day Event - Attend One Day or Both Days

Main Speakers



Don't Be Left Behind
Learn New Technology

Teaching Classes



Work Shops



Vendors Room



Look for more information and how to register as it becomes available at:

CACCAweb.com

The Largest Photographic School In The Midwest
For Beginners, Intermediate and Advanced Photographers

At Wojcik Conference Center at Harper College, 1200 W. Algonquin Rd., Palatine, IL 60067

2019 PSA Spokane Conference

FEATURED SPEAKERS



Cole Thompson

Featured Speaker
Wednesday, September 25, 2019
Sponsored by PSA

Cole Thompson was born in Salina, Kansas but because of his father's career in the Air Force he lived in many places. His early life was a world of black & white images. Television and movies were in black & white, the news was in black & white and even the nation was segregated into black & white. His childhood heroes were in black & white and these images were an extension of the world, as he knew it.



Nevada Wier

Keynote Featured Speaker
Friday, September 27, 2019
Sponsored by Hunts Photo & Video

Nevada Wier is a multiple award-winning photographer specializing in documenting the remote corners of the world and the cultures that inhabit them, based in Santa Fe, New Mexico. She is recognized for her creative and intimate approach to people. She has been published in numerous national and international publications, including: National Geographic, National Geographic Traveler, National Geographic Adventure, Geo, Islands, NY Times Magazine, Outside, and Smithsonian.



Lewis Kemper

Featured Speaker
Thursday, September 26, 2019
Sponsored by Tamron

Lewis Kemper has been photographing the natural beauty of North America, and its parklands for over 40 years. The grandeur of the west beckoned Lewis and because of this draw he moved to Yosemite National Park, where he lived and worked for 11 years. He is widely recognized as a photographer, writer, and instructor, lecturing throughout the United States. He currently is a Contributing Editor to Outdoor Photographer. He was the photographer for Ancient Ancestors of the Southwest, published by Graphic Arts Center Publishing.

For more information
goto to
<https://psa-photo.org/conference-2019/>



WACCO is a proud member of PSA

Designed by Sohail Parvez Haque

NEW! Out of Chicago Spring Photography Conference



Happening this spring, April 27-28th, 2019, at the College of Lake County, in Grayslake, Illinois. There will be over two dozen photographers coming from around the country to teach landscape, travel, portraiture, flower, architecture photography and more. Over 30 classes, each day, will be available to choose from. Shootout stations will be set up for you to practice all of the things you learn over the weekend; plus excursions around the campus and surrounding natural areas. Grayslake is easy to get to from Chicago. There will be plenty of free parking and hotel rooms are inexpensive. To save \$50 off this event, use the code SPRING. Sign up now to be the first to choose your classes. For more information visit www.outofchicago.com/spring.

Raptors in Focus Photoshoot

RAPTORS, ADULTS

Saturday, May 11, 2019

9:00 AM - 12:00 PM

By

Schlitz Audubon Socitey

(This is not a WACCO Event)

Join us for our annual Raptor Photoshoot featuring our 16 feathered ambassadors. This is a unique opportunity to photograph eagles, hawks, falcons, and owls up close and learn about their species. The birds will be on the trails in natural settings to create unique photo opportunities. Keep the photos all to yourself, or submit them for an opportunity to featured in the Center's Art Gallery and 2020 Schlitz Audubon Raptor Calendar. See <https://www.schlitzaudubon.org/event/raptors-in-focus-photoshoot/>



Used Camera Equipment for Sale

PRINT FINISHING EQUIPMENT FOR SALE

I have available, a complete compliment of print finishing equipment. All is for sale and includes:

Logan Graphics 850 Platinum Edge Mat Cutter
40 Inch \$475

Logan 650 "Framer's Edge" Elite Mat Cutter
\$150

Rotatrim 24" Mastercut Professional Rotary
Cutter \$149

Seal Commercial 210M Dry-Mounting
Laminating Press \$369

Seal Sealector Adjustable Temperature
Tacking Iron \$ 26

Audible Count Down Timer

Seal 16" x 20" Dry Mount Tissue - Partial

Seal 8 1/2" x 11" Dry Mount Tissue - Partial

32' x 40' Assorted Mat Boards @ \$4.00 Each

All Prices are taken from SOLD identical items on ebay. Items without listed prices will be included at no charge if entire group is purchased.

I am the original owner of all, except the Seal Dry Mount Press. All equipment is in like new condition except the Seal Press which is excellent plus. It works perfectly.

All equipment for pick-up only, no shipping. I'm pretty sure I have original boxes.

Entire group except mat boards for \$1100.00

John Lowin
262-242-3559

Circular Mat Cutter

A mat cutter for cutting circular openings. In great condition. Asking \$100.00



Fletcher 2000 Mat Cutter

A professional mat cutter that can cut mats up to 48" board, original value of over \$1000 new, Asking \$300.00.

Contact: Jeffrey Klug - 262 893-3500 or email at kpw1255@me.com



WACCO takes no responsibility on the condition of the used equipment being sold.



Cowee Mountain Overlook After Sunset 3 by Jeffrey Klug, HonWACCO

Jeffrey Klug – Photography Instruction

I can help you create better photographic images whether you are a beginner or are an advanced photographer. I am available to help you with equipment and software selection, printing of your images, and with creating a work-flow so that you can get the most out of your existing system. I will work with you one on one, or I can design a class for a group if you know other photographers who would be interested.

Consider letting me help you if you want to:

- Learn about how your camera works.
- Learn photo editing and plug-in programs.
- Learn about equipment that will help you make better images.
- Learn how to produce quality prints.
- Learn what High Dynamic Range Photography is and how you can do it.
- Take photos at your workplace.
- Just become a better photographer.

I can tailor your class to your needs and will work with you at a time and place convenient for you. I can do the classes at my studio or at your home or at an appropriate location you choose. My classes are usually 1 to 2 hours per session.

The cost of the sessions is \$60 per person for a 1 hour session or \$100 per person for a 2 hour session. There will be an extra fee for traveling to your home or other location.

What to bring to your class:

- Camera with instruction Manual.
- Laptop computer with software installed.
- Memory cards and batteries.
- Other equipment you want to learn how to use.

If you would like to improve your photographic skills to create better images, or if you are just having some questions or problems with your current equipment or software, and would like to work with me to design and schedule a class, please call at 262 628-1255

Email me at: kpw1255@me.com

Please check out my website at:

www.klugsphotoworld.com

Jeffrey R. Klug